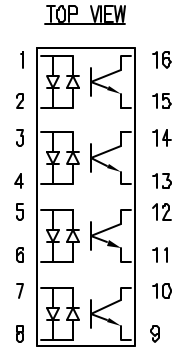
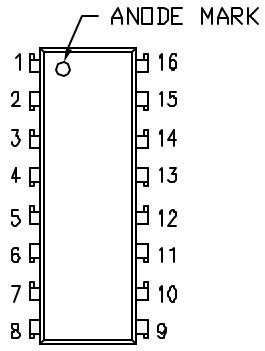
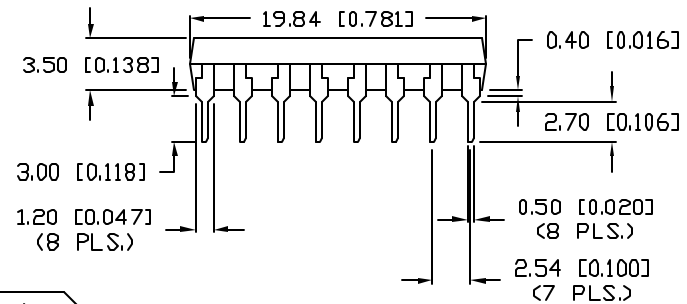
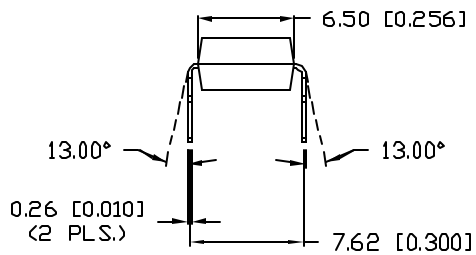


REV.	E.C.N. NUMBER AND REVISION COMMENTS	DATE
A	E.C.N. #10BRDR. & #10776.	8.16.01



NOTES:
1,3,5,7. ANODE/CATHODE
2,4,6,8. CATHODE/ANODE
9,11,13,15. EMITTER
10,12,14,16. COLLECTOR



PARAMETER	SYMBOL	CONDITIONS	MIN	TYP	MAX	UNITS
I FORWARD VOLTAGE	V _f	I _F =±20mA	-	1.2	1.4	V
PEAK FORWARD VOLTAGE	V _{FM}	I _{FM} =±0.5A	-	-	3.5	V
TERMINAL CAPACITANCE	C _t	V=0, f=1kHz	-	30	-	pF
O COLLECTOR DARK CURRENT	I _{CE0}	V _{CE} =20V, I _F =0	-	-	10 ⁻⁷	A
T CURRENT TRANSFER RATIO	CRT	I _F =±1mA, V _{CE} =5V	60	-	600	%
COLLECTOR-EMITTER SATURATION VOLTAGE	V _{CE(sat)}	I _F =±20mA, I _C =1mA	-	0.1	0.3	V
ISOLATION RESISTANCE	R _{ISO}	DC500V	5x10 ¹⁰	10 ¹¹	-	ohm
FLOATING CAPACITANCE	C _f	V=0, f=1MHz	-	0.6	1.0	pF
CUT-OFF FREQUENCY	f _c	V _{CE} =5V, I _C =2mA, R _L =100ohm	-	80	-	kHz
RESPONSE TIME (RISE)	t _r	V _{CE} =2V, I _C =2mA, R _L =100ohm	-	5	20	µS
RESPONSE TIME (FALL)	t _f	V _{CE} =2V, I _C =2mA, R _L =100ohm	-	4	20	µS

I=INPUT, O=OUTPUT, T=TRANSFER CHARACTERISTICS.

*UNLESS OTHERWISE SPECIFIED TOLERANCES PER DECIMAL PRECISION ARE: X=±1 (±0.039), XX=±0.5 (±0.020), XXX=±0.25 (±0.010), XXXX=±0.127 (±0.005). LEAD SIZE=±0.05 (±0.002), LEAD LENGTH=±0.75 (±0.030), MIN=+0.00/-0.00, MAX.=+0.00/-0.00

PARAMETER	SYMBOL	MAX	UNITS
I FORWARD CURRENT	I _F	±50	mA
PEAK FORWARD CURRENT	I _{FM}	±1	A
POWER DISSIPATION	P _D	70	mW
O COLLECTOR-EMITTER VOLTAGE	V _{CE0}	60	V
EMITTER-COLLECTOR VOLTAGE	V _{EC0}	6	V
COLLECTOR CURRENT	I _C	50	mA
COLLECTOR POWER DISSIPATION	P _C	150	mW
TOTAL POWER DISSIPATION	P _{TOT}	200	mW
ISOLATION VOLTAGE 1 MIN.	V _{ISO}	5000	V _{RMS}
OPERATING TEMP.	T _{opr}	-30 TO +100	°C
STORAGE TEMP.	T _{stg}	-55 TO +125	°C
SOLDERING TEMP.	T _{sol}	+260	°C
2.0mm FROM BODY		10 SEC. MAX	

I=INPUT, O=OUTPUT.

REV.	PART NUMBER
A	OCP-PCT4216/A

CONFIDENTIAL INFORMATION
THE INFORMATION CONTAINED IN THIS DOCUMENT IS THE PROPERTY OF LUMEX INC. EXCEPT AS SPECIFICALLY AUTHORIZED IN WRITING BY LUMEX INC, THE HOLDER OF THIS DOCUMENT SHALL KEEP ALL INFORMATION CONTAINED HEREIN CONFIDENTIAL AND SHALL PROTECT SAME IN WHOLE OR IN PART FROM DISCLOSURE AND DISSEMINATION TO ALL THIRD PARTIES.



290 E. HELEN ROAD
PALATINE, IL 60067-6976
PHONE: +1.847.359.2790
US WEB: www.lumex.com
TW WEB: www.lumex.com.tw

SIXTEEN PIN DIP QUAD CHANNEL PHOTOCOUPLER,
BIPOLAR INPUT, TRANSISTOR OUTPUT,
WITHOUT EXTERNAL BASE CONNECTION.

RELIABILITY NOTE
OUR MANY YEARS OF EXPERIENCE DATA ACCUMULATION INDICATE THAT SOLDER HEAT IS A MAJOR CAUSE OF EARLY AND FUTURE FAILURE. PLEASE PAY ATTENTION TO YOUR SOLDERING PROCESS.

DRAWN BY: GT	CHECKED BY:	APPROVED BY:	DATE: 9.29.99
			PAGE: 1 OF 1
			SCALE: N/A